

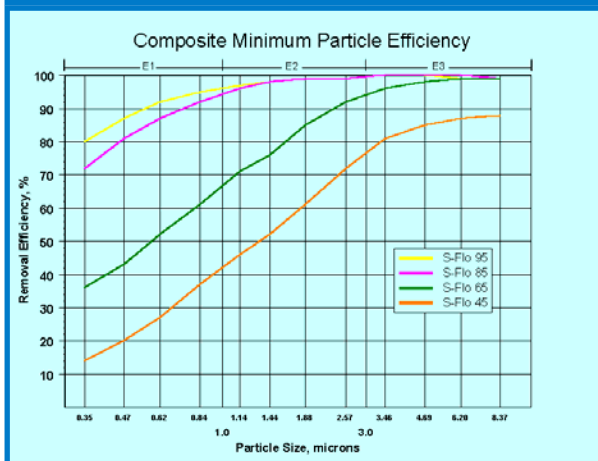


s-flo

Extended Surface Multi-Pocket Synthetic Air Filters



Synthetic media
extended surface air filter
for high efficiency
particulate removal



Values are Minimum Efficiency Reporting Values (MERVs) when evaluated per ASHRAE Standard 52.2.



The Camfil Farr S-Flo offers high efficiency particulate air filtration to address today's indoor air quality concerns. The S-Flo can remove contaminants such as fumes, smoke, bacteria, fungi, and virus-bearing droplet nuclei. S-Flo filters are available in the following efficiencies:

ASHRAE 52.2	ASHRAE 52.1	Eurovent/CEN
MERV 9	40-45%	EU5
MERV 11	60-65%	EU6
MERV 13	80-85%	EU7
MERV 14	90-95%	EU8

High Lofted Melt-Blown Synthetic Media

The Camfil Farr S-Flo includes a unique melt-blown synthetic media that provides critical capture of particles as small as 0.3 micron. The media incorporates a uniform high loft to provide a lower resistance to airflow than comparable high efficiency air filters. A lightweight scrim media backing ensures protection of the media and prevents media erosion.

Stronger than conventional media, the S-Flo can withstand the rigors of turbulent airflow common in certain industrial applications. Performance and configuration are unaffected by dust loading or humidity. The S-Flo may also be used in industrial applications involving chemicals that may be hostile to other types of filters.

The S-Flo is also the filter of choice for the removal of nuisance contaminants such as pollens, paper dust, and other atmospheric impurities.





Applications include commercial buildings, medical facilities, and industrial manufacturing facilities.

¹ The Energy Cost Index (ECI) is a system that rates a filter's energy usage and its ability to maintain published efficiency over its lifetime. ECI is useful when comparing filters of similar construction and published efficiency. ECI ratings range from a high of 5 stars (low life cycle cost and high overall value) to a low of 1 star (high life cycle cost and low overall value). Details on ECI ratings for Camfil Farr and competitor's products are available from your Camfil Farr sales outlet and on the web at www.camfilfarr.com.

Camfil Farr	Product sheet
S-Flo	1205 - 0907
Camfil Farr—clean air solutions	

Melt-blown Synthetic Media (continued)

The Camfil S-Flo incorporates an exclusive blend of synthetic microfibers that are electrostatically enhanced during the fiber manufacturing process to enhance particle capture efficiency. Biologically inert, these fibers will not support microbial growth. The media is color-coded to allow quick identification of filter efficiency.

Yellow	90-95%	
Pink	80-85%	
Green	60-65%	
White	40-45%	

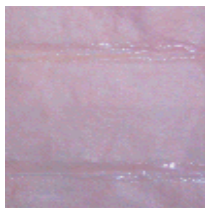
Individual pockets include internal stitching to maintain uniform airflow channels for even dust loading and long filter life. The S-Flo may be operated to a final resistance of 1.5" w.g. without affecting product performance. Camfil Farr manufactures the S-Flo to be capable of withstanding up to 5.0" w.g., ensuring product durability in the most demanding applications.

Performance

Synthetic fibers also offer a higher initial efficiency than media manufactured of many other types of fibers, making synthetics the obvious choice for applications where higher initial efficiencies may be critical. Camfil Farr S-Flo filters are available in fractional efficiencies from 40% to 95% on particles as small as 0.3 micron in size. MERV values range from 9 to 14 when evaluated under ASHRAE Standard 52.2 and dust spot efficiencies range from 40% to 95% when evaluated under ASHRAE Standard 52.1.


Stitch Sealant & Adhesive Bonding

Camfil Farr completely seals pocket stitching to eliminate the possibility of particle bypass through stitching penetrations. This unique sealant maintains a flexibility that is unaffected by varying airflows. The media is bonded around the pocket retainers to ensure a strong pocket-to-retainer seal and minimize the potential for pocket failure.



Sure-Clench Crimp

Each galvanized steel pocket retainer is fastened with Camfil Farr's exclusive Sure-Clench crimp, creating a positive lock between pockets and eliminating the possibility of air bypass. Each pocket retainer includes rolled edges to prevent damage to the media and minimize sharp edges that may create a hazard to filter installers.



Galvanized Steel Header

A "J" return channel header, of one-piece corrosion resistant galvanized steel, has rolled edges to prevent damage to the filter media. When combined with the Sure-Clench Crimp and galvanized pocket retainers, a rigid and durable assembly is created for installation into side-access or built-up bank applications.

Leak-Free Filter Performance

Every Camfil Farr S-Flo includes a gasket on the vertical edge of the filter header. In a side-access housing, filters are mated header-to-header. A ¼" gap around a 24" by 24" filter can equate to 18% air bypass at 500 fpm. The S-Flo filter's gasket prevents air bypass and ensures that the air filter will clean all of the air moving through the system.

Configurations for any Application

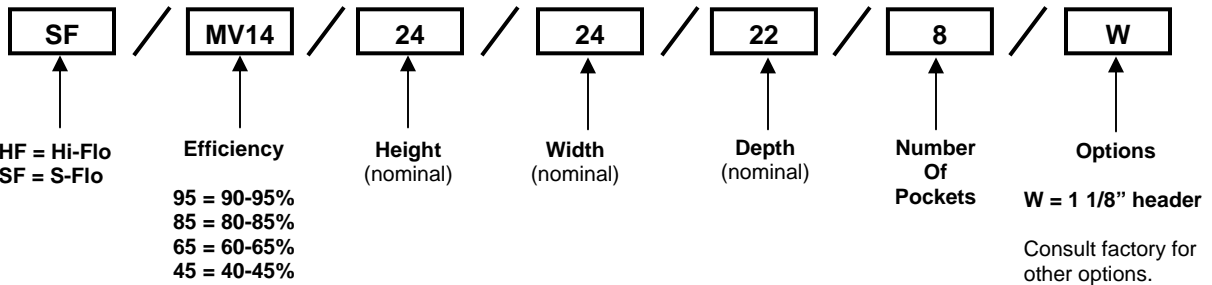
Camfil Farr S-Flo filters are available in a variety of configurations to suit your air quality requirements. Common configurations include from 3 to 12 pockets, depths of 15" to 30", and up to 101 square feet of effective media area.

When selecting an S-Flo for your system, you should select a filter with the greatest effective media area within the airflow parameters and space limitations for your system.

With effective removal of sub-micron particles, dependable construction, and high dust holding capacity, the S-Flo is the perfect fit for any application.

Camfil Farr S-Flo Selection Chart

Model Number (precede with SF and insert efficiency for *)	Number of Pockets	Dimensions ^a (nominal size) (inches) H x W x D	Airflow Capacity ^b (cfm)			Initial Resistance to Airflow (inches w.g.) ^c												Media Area (sq. ft.)
						MERV 14 (90-95%)			MERV 13 (80-85%)			MERV 11 (60-65%)			MERV 9 (40-45%)			
			Low	Med	High	Low	Med	High	Low	Med	High	Low	Med	High				
*/24/24/15/12	12	24 x 24 x 15	1000	1500	2000													58
*/24/20/15/9	9	24 x 20 x 15	750	1100	1500	0.21	0.35	0.50	0.17	0.28	0.40	0.13	0.21	0.30	0.11	0.18	0.25	44
*/24/12/15/6	6	24 x 12 x 15	500	750	1000													29
*/20/20/15/9	9	20 x 20 x 15	650	950	1275													37
*/24/24/30/10	10	24 x 24 x 30	2000	2400	2800	0.40	0.51	0.62	0.30	0.38	0.47	0.25	0.32	0.39	0.20	0.26	0.31	101
*/24/20/30/8	8	24 x 20 x 30	1600	1900	2250													81
*/24/12/30/5	5	24 x 12 x 30	1000	1200	1400													50
*/20/20/30/8	8	20 x 20 x 30	1350	1625	1875													68
*/24/24/22/10	10	24 x 24 x 22	1500	1750	2000	0.32	0.38	0.45	0.25	0.29	0.35	0.19	0.23	0.27	0.15	0.18	0.22	73
*/24/20/22/8	8	24 x 20 x 22	1200	1400	1600													58
*/24/12/22/5	5	24 x 12 x 22	750	875	1000													36
*/20/20/22/8	8	20 x 20 x 22	1000	1175	1350													49
*/24/24/30/8	8	24 x 24 x 30	1600	2000	2400	0.34	0.45	0.58	0.27	0.35	0.45	0.21	0.27	0.35	0.17	0.22	0.28	81
*/24/20/30/7	7	24 x 20 x 30	1400	1750	2100													70
*/24/12/30/4	4	24 x 12 x 30	800	1000	1200													40
*/20/20/30/7	7	20 x 20 x 30	1150	1450	1750													59
*/24/24/22/8	8	24 x 24 x 22	1500	1750	2000	0.35	0.42	0.50	0.28	0.34	0.40	0.21	0.25	0.30	0.18	0.21	0.25	58
*/24/20/22/7	7	24 x 20 x 22	1300	1500	1750													51
*/24/12/22/4	4	24 x 12 x 22	750	875	1000													29
*/20/20/22/7	7	20 x 20 x 22	1100	1300	1450													43
*/24/24/30/6	6	24 x 24 x 30	1500	1750	2000	0.39	0.46	0.55	0.32	0.38	0.45	0.25	0.29	0.35	0.20	0.24	0.28	63
*/24/20/30/5	5	24 x 20 x 30	1300	1500	1700													52
*/24/12/30/3	3	24 x 12 x 30	750	875	1000													31
*/20/20/30/5	5	20 x 20 x 30	1050	1225	1400													44
*/24/24/22/6	6	24 x 24 x 22	1500	1750	2000	0.44	0.53	0.63	0.36	0.43	0.51	0.27	0.32	0.38	0.21	0.25	0.30	45
*/24/20/22/5	5	24 x 20 x 22	1300	1500	1700													38
*/24/12/22/3	3	24 x 12 x 22	750	875	1000													23
*/20/20/22/5	5	20 x 20 x 22	1050	1225	1400													32



DATA NOTES:

^a Standard S-Flo includes 0.88" (1" nominal) header. For 1.12" (1 1/8" nominal) header add a W to the end of the model number. Contact factory for lead times.

^b Select 100% for constant volume systems and 80% of maximum design airflow for VAV systems. S-Flo filters perform satisfactorily over listed CFM range. Rated capacity is medium on chart.

^c Recommended final resistance is 1.0" w.g. The Hi-Flo may be operated to 1.5" w.g. without affecting performance.

Special sizes are available, please contact factory. Pocket loops are recommended for 32" & 36" deep filters.

S-Flo filters with a 20" by 24" header size are available, consult factory for pricing and availability. System resistance is the same as 24" by 20" listed in above chart.

The S-Flo is classified by Underwriters Laboratories as UL Class 2.

Maximum operating temperature 158° F (70° C).

Performance tolerances conform to Section 7.4 of ARI Standard 850-78.

For lowest life cycle cost, select the filter with the greatest depth and media area that may be accommodated within the listed operating range of the filter.

Extended Surface Pocket Filter Options

S-Flo

Camfil Farr Hi-Flo®

UL Class 1 Hi-Flo®

Camfil Farr also offers a glass microfiber media extended surface pocket filter that offers consistent efficiencies in the sub-micron particle ranges throughout the life of the filter. The Camfil Farr Hi-Flo is available in efficiencies of MERV 9, MERV 11, MERV 13 and MERV 14 based upon evaluation using ASHRAE Standard 52.2-1999. Consult Camfil Farr Bulletin 1203-0602.

The S-Flo is only available in UL Class 2. If UL Class 1 is required, the Camfil Farr Hi-Flo is available in a Underwriters Laboratories UL Class 1 configuration. It is important to note that both classes of filters will burn when attacked by flames, and both will self-extinguish when clean.

Cambridge-Style Header

UL Class 1 - Air filters which, when clean, do not contribute fuel when attacked by flame and emit only negligible amounts of smoke.

S-Flo filters include a 0.88" header for installation into a nominal 1" deep filter track. The Cambridge Air Filter Company manufactured side-access housings that required a 1.12" header to fit in a nominal 1¼" filter track. To order S-Flo filters for these housings, add a 'W' to your model number or seek factory guidance.

UL Class 2 - Air filters which, when clean, burn moderately when attacked by flame, or emit moderate amounts of smoke, or both.

Consult Camfil Farr Bulletin 1203-0602. Consult factory for pricing and availability.

SPECIFICATIONS

1.0 General

1.1 - Air filters shall be high efficiency ASHRAE extended surface pocket style filters consisting of a melt-blown lofted synthetic media, a galvanized steel header and pocket retainers, and bonding agents to prevent air bypass and ensure leak free performance. The filter shall be capable of withstanding 5.0" w.g. without pocket failure.

2.3 - Pockets shall be internally sewn with a variable pocket support stitch to promote uniform airflow across the surface of the media.

1.2 - Sizes shall be as noted on drawings or other supporting materials.

2.4 - Support members shall include a galvanized steel header and galvanized steel pocket retainers. The header shall be bonded to the media to prevent air bypass. Individual pocket retainers shall be fastened with a mechanical crimp to lock individual pockets together. The media pockets shall be bonded to the pocket retainers to prevent air bypass. The frame shall form a rigid and durable support assembly.

2.0 Construction

2.5 - A filter-to-filter sealing gasket shall be installed on one of the vertical members of the filter header.

2.1 - Filter media shall consist of melt-blown lofted synthetic media that is bonded to a permeable media support backing forming a uniform lofted filter blanket.

3.0 Performance

2.2 - Individual pockets shall contain a minimum of 40 stitching support points per square foot of media area. All stitching centers shall be sealed through the use of a foam based sealant that shall remain pliable throughout the life of the filter. The sides and ends of each pocket shall be sewn with a chain-link over lock stitch.

3.1 - The filter shall have a Minimum Efficiency Reporting Value of (MERV 9, MERV 11, MERV 13, MERV 14) per ASHRAE Standard 52.2-1999.

3.2 - Supporting data; provide laboratory test reports for each listed efficiency including all details as prescribed in ASHRAE Standards 52.1 and 52.2.

3.3 - The filter shall be classified by Underwriters Laboratories as UL Class 2.

3.4 - Manufacturer shall provide evidence of facility certification to ISO 9001:2000.

Items in parentheses () require selection.

Camfil Farr has a policy of uninterrupted research, development and product improvement. We reserve the right to change designs and specifications without notice.

Camfil Farr, Inc.

United States Tel: (973) 616-7300 Fax: (973) 616-7771
Canada Tel: (450) 629-3030 Fax: (450) 662-6035
E-mail: camfilfarr@camfilfarr.com

