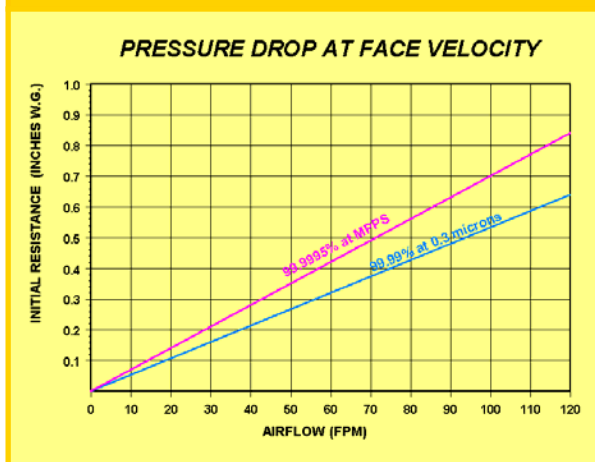


slimline

Low-Profile Ducted HEPA Filter Module



Low-profile HEPA filter module for critical air applications.



The Camfil Farr SlimLine Series 41 Ducted Ceiling Module is ideal for applications where minimal installation space is available and ultra clean air is a requirement. The Camfil Farr Slimline offers:

- High efficiency leak free particulate control. Available efficiencies include 95% or 99.99% when evaluated on particles 0.3 micron and 99.9995% when evaluated on most penetrating particle size (MPPS).
- A low profile allowing installation in a minimal depth conserving space for manufacturing or other room components. Constructed of light weight extruded aluminum profiles and joined at the corners with Camfil Farr's Klip-Lok™ mechanism the Slimline installs in any standard 1½ " or 2" T-bar grid system. Seismic tabs are included.
- A 41-mm filter pack, completely encapsulated in Camfil Farr's CamPure™ polyurethane sealant. CamPure is thermally/chemically stable to ensure minimal out-gassing and maintains excellent mechanical properties ensuring high-purity air for the most demanding environments over the life of the filter.
- A media configuration that is optimized through Controlled Media Spacing (CMS™) resulting in a lower pressure drop than other media pleating techniques. Continuous glass filament separators, encapsulated in a stabilizing adhesive, promote uniform airflow while eliminating media to media contact and fiber break-off associated with other media pleating techniques.
- An adjustable diffusion disc that promotes uniform airflow over the entire filter and allows filter-to-filter air balancing. Roomside adjustment is accomplished through a port in the center divider. An additional port is included for pressure drop measurement and/or aerosol challenge introduction.
- Either a 10" or 12" collar connection. The collar includes an integral continuous raised ridge to assist in securing flexible ducting.
- An integral white epoxy powder-coated steel grille with 62% open area to promote proper airflow and protect the filter element.



Camfil Farr	Product sheet
Slimline Series 41-DCM	3218 - 0207
Camfil Farr—clean air solutions	

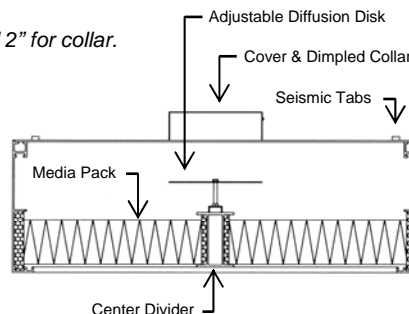
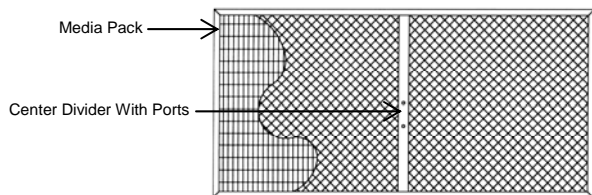
PERFORMANCE DATA

SLIMLINE DUCTED CEILING MODULE

Description	Actual Size (inches)			Resistance @ 100 fpm	Unit Weight	Shipping Weight
	W	L	H			
95% @ 0.3 micron						
D4-23.62-23.62-2-02-00-1D-C2-*	23.62	23.62	4.73	0.27" w.g.	21 lbs.	24 lbs.
D4-23.62-41.62-2-02-00-1D-C2-*	23.62	41.62			31 lbs.	35 lbs.
D4-23.62-47.62-2-02-00-1D-C2-*	23.62	47.62			33 lbs.	37 lbs.
HEPA, 99.99% @ 0.3 micron						
D5-23.62-23.62-2-02-00-1D-C2-*	23.62	23.62	4.73	0.47" w.g.	21 lbs.	24 lbs.
D5-23.62-41.62-2-02-00-1D-C2-*	23.62	41.62			31 lbs.	35 lbs.
D5-23.62-47.62-2-02-00-1D-C2-*	23.62	47.62			33 lbs.	37 lbs.
ULPA, 99.9995% @ MPPS¹						
D7-23.62-23.62-2-02-00-1D-C2-*	23.62	23.62	4.73	0.67" w.g.	21 lbs.	24 lbs.
D7-23.62-41.62-2-02-00-1D-C2-*	23.62	41.62			31 lbs.	35 lbs.
D7-23.62-47.62-2-02-00-1D-C2-*	23.62	47.62			33 lbs.	37 lbs.

DATA NOTES:

Replace * with P for 10" collar, or Q for 12" collar.
 'H' or height dimension includes overall height of module. Add 2" for collar.
¹ MPPS—Most Penetrating Particle Size



OPTIONS:

- Exterior housing insulation.
- Alternate screen material of construction.
- Knife-edge for gel seal filter grid.

SPECIFICATIONS

1.0 General

- 1.1 - Unit shall be ducted high efficiency ceiling module consisting of anodized aluminum frame, a galvanized back plate, 41-mm filter pack, polyurethane encapsulating sealant and dual access ports. Maximum module depth shall not exceed 4.73".
- 1.2 - Sizes shall be as noted on drawings or other supporting materials.

2.0 Construction

- 2.1 - Filter housing shall be constructed of an anodized aluminum frame mated with a galvanized steel back plate. It shall be designed for installation into a T-Bar ceiling grid system.
- 2.2 - The media pack shall have a maximum depth of 41-mm (1.61") and shall have an efficiency of (95 @ 0.3 micron, 99.99% @ 0.3 micron, 99.9995% @ MPPS).
- 2.3 - Pleat spacing shall be by continuous glass filament separators to prevent media-to-media contact and promote uniform airflow through the media pack.

- 2.4 - The media pack shall be completely encapsulated in a polyurethane sealant creating a rigid self supporting pack. The sealant shall be low out gassing, fire-retardant and self-extinguishing.
- 2.5 - The module shall include an adjustable airflow diffusion disc that is adjustable from the room side through an access port.
- 2.6 - A second port, accessible from the room side, shall be provided to allow aerosol test challenge introduction or pressure drop measurement.
- 2.7 - Housing shall be supplied with a ("10", "12") collar that includes an integral continuous raised ridge for duct side connection to air system.

3.0 Performance

- 3.1 - The filter shall be identified on a label indicating minimum efficiency, tested airflow and pressure drop. The unit shall be bar code serialized for individual unit identification.
- 3.2 - The module shall be listed by Underwriters Laboratories as UL Class 1.
- 3.3 - Manufacturer shall provide evidence of facility certification to ISO 9001:2000.

Items in parentheses () require selection.

Camfil Farr has a policy of uninterrupted research, development and product improvement. We reserve the right to change designs and specifications without notice.

Camfil Farr, Inc.

United States Tel: (973) 616-7300 Fax: (973) 616-7771
 Canada Tel: (450) 629-3030 Fax: (450) 662-6035
 E-mail: camfilfarr@camfilfarr.com

© Camfil Farr

<http://www.camfilfarr.info>
<http://www.camfilfarr.com>

