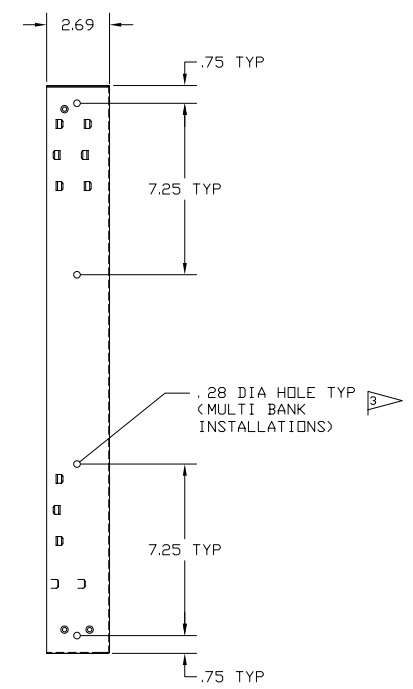
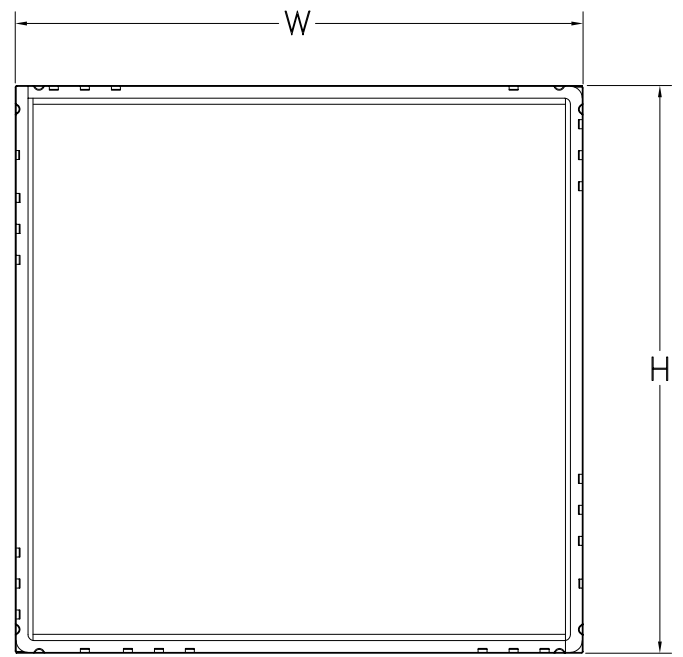
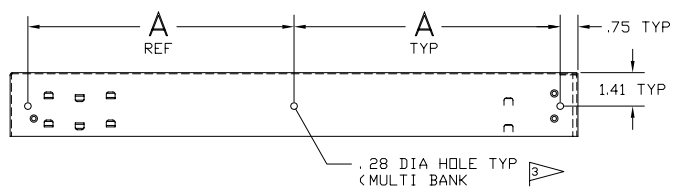


T8HF			ORDERING REFERENCE							GASKET OPTION
DIMENSIONS			TYPE 8 HOLDING FRAME							
			MATERIAL							
H	W	A	GS	MS	S4	S4L	S6	S6L	SO	
			GALVANIZED STEEL 16GA (.064)	MILD STEEL 16GA (.060)	TYPE 304 STAINLESS STEEL 20GA (.036)	TYPE 304L STAINLESS STEEL 20GA (.036)	TYPE 316 STAINLESS STEEL 20GA (.036)	316L STAINLESS STEEL 20GA (.036)	TYPE 430 STAINLESS STEEL 20GA (.036)	
24.00	24.00	11.25	079473001	079473011	079481001	079481031	079481021	079481041	079481011	
20.00	20.00	9.25	079473002	079473012	079481002	079481032	079481022	079481042	079481012	
25.00	20.00	11.75	079473003	079473013	079481003	079481033	079481023	079481043	079481013	
24.00	12.00	-	079473004	079473014	079481004	079481034	079481024	079481044	079481014	
25.00	16.00	7.25	079473005	079473015	079481005	079481035	079481025	079481045	079481015	
20.00	16.00	7.25	079473006	079473016	079481006	079481036	079481026	079481046	079481016	
24.00	20.00	9.25	079473007	079473017	079481007	079481037	079481027	079481047	079481017	

24.00	24.00	11.25	079480001	079480011	123410001	123410031	123410021	123410041	
20.00	20.00	9.25	079480002	079480012	123410002	123410032	123410022	123410042	123410012
25.00	20.00	11.75	079480003	079480013	123410003	123410033	123410023	123410043	123410013
24.00	12.00	-	079480004	079480014	123410004	123410034	123410024	123410044	123410014
25.00	16.00	7.25	079480005	079480015	123410005	123410035	123410025	123410045	123410015
20.00	16.00	7.25	079480006	079480016	123410006	123410036	123410026	123410046	123410016
24.00	20.00	9.25	079480007	079480017	123410007	123410037	123410027	123410047	123410017



**GENERAL NOTES:**

- MATERIAL  
FRAME: SEE TABULATION BLOCK  
GASKET: POLYURETHANE FOAM
- ORDERING INSTRUCTIONS:  
SPECIFY BY NAME, MODEL, MATERIAL,  
GASKET OPTION, SIZE (HXW) AND  
ORDERING REFERENCE  
EXAMPLE:  
T8HF 8HPGS-1 24X24  
P/N 079473001
- RELATED INSTALLATION DRAWINGS:  
DWG 050202: FASTENER INSTALLATION  
DWG 113628: FASTENER INSTALLATION  
DWG 067125: DRAINAGE INSTALLATION  
DWG 073617: HOLDING FRAME INSTALLATION  
DWG 066801 & 093248: V-BANK INSTALLATION

B	03/31/02	REVISED PER SALES	14955-D	JWC	CAM	Cesar
A	11/29/95	FIRST ISSUE	5800-BD	SJ	JC	Cesar
REV	DATE	DESCRIPTION	EWG	DFT	CK	APP



DESCRIPTION		
TYPE 8 HOLDING FRAME (T8HF) ASSEMBLY WITH AND WITHOUT GASKET BUILT-UP BANK		
SHEET	DRAWING NUMBER	REV
1 OF 1	124296	B

MFG. DWG. <SEE ORDERING REF>